




Brenham 979-836-4591
Bryan 979-778-0325
Navasota 936-825-7577
Sealy 979-885-6140

wctractor.com

Updated 11/17/10 (SUBJECT TO CURRENT ON HAND PRICING)



TOP Hat Cargo Trailers

Single Axle Cargo Trailers

| Order # | Model | Description | Sale Price | |
|--|--|--|---|--|
|  | | V-Nose Option – add \$300 |  | |
| TH-47 | 5x10 | 5 ft x10 ft steel cargo trailer; white in color; 3500 lb EZ lube torsion axle with electric brakes; 15 inch tires; 3/4" treated plywood floor; 2" BD style coupler; 5'2" height; aluminum fender and front gravel guards; galvanized sheet metal and fenders. | \$2,695.00 | |
| TH-47A | 5x10 w/side door | 5 ft x10 ft steel cargo trailer; white in color; 3500 lb EZ lube torsion axle with electric brakes; 15 inch tires; 3/4" treated plywood floor; side door; single rear door; 2" BD style coupler; 5'2" height; aluminum fender and front gravel guards; galvanized sheet metal and fenders. NS00017 \$2,695.00 | \$2,795.00 | |
| TH-47B | 5x10 w/side door & rear ramp door | 5 ft x10 ft steel cargo trailer; white in color; 3500 lb EZ lube torsion axle with electric brakes; 15 inch tires; 3/4" treated plywood floor; side door; spring assist rear ramp door; 2" BD style coupler; 5'2" height; aluminum fender and front gravel guards; galvanized sheet metal and fenders. | \$3,095.00 | |
| TH- | 6x12 w/side door | 6 ft x12 ft steel cargo trailer; white in color; 3500 lb EZ lube torsion axle with electric brakes; 15 inch tires; 3/4" treated plywood floor; side door; single rear door; 2" BD style coupler; 5'2" height; aluminum fender and front gravel guards; galvanized sheet metal and fenders. | \$3,395.00 | |
| | | | | |

| | | | |
|-----|---|--|------------|
| TH- | 6x12 w/side door & rear ramp door | 6 ft x12 ft steel cargo trailer; white in color; 3500 lb EZ lube torsion axle with electric brakes; 15 inch tires; 3/4" treated plywood floor; side door; spring assist rear ramp door; 2" BD style coupler; 5'2" height; aluminum fender and front gravel guards; galvanized sheet metal and fenders. | \$3,695.00 |
|-----|---|--|------------|

Tandem Axle Cargo Trailers

| Order # | Model | Description | Sale Price |
|---|--|---|---|
|  | | V-Nose Option – add \$300 6ft 8 inch wide – add \$225 |  |
| TH-50 | 6x12 tandem axle w/side door 7000 Lb Gvwr | 6 ft x12 ft steel cargo trailer; white in color; 2 - 3500 lb EZ lube torsion axles with electric brakes on both; 15 inch tires; 3/4" treated plywood floor; side door; double rear door; 2" BD style coupler; 6'6" height; aluminum fender and front gravel guards; galvanized sheet metal and fenders. 7000 lb gvwr | \$3,995.00 |
| TH-50A | 6x12 tandem axle w/side door & rear ramp door 7000 Lb Gvwr | 6 ft x12 ft steel cargo trailer; white in color; 2 - 3500 lb EZ lube torsion axles with electric brakes on both; 15 inch tires; 3/4" treated plywood floor; side door; spring assist rear ramp door; 2" BD style coupler; 6'6" height; aluminum fender and front gravel guards; galvanized sheet metal and fenders; 7000 lb gvwr | \$4,295.00 |
| TH-51 | 6x16 tandem axle w/side door 7000 Lb Gvwr | 6 ft x16 ft steel cargo trailer; white in color; 2 - 3500 lb EZ lube torsion axles with electric brakes on both; 15 inch tires; 3/4" treated plywood floor; side door; double rear door; 2" BD style coupler; 6'6" height; aluminum fender and front gravel guards; galvanized sheet metal and fenders. N22185 \$3,995.00 - NS00018 \$4,395.00 | \$4,495.00 |
| TH-51 | 6x16 w/side door & rear ramp door 7000 Lb Gvwr | 6 ft x16 ft steel cargo trailer; white in color; 2 - 3500 lb EZ lube torsion axles with electric brakes on both; 15 inch tires; 3/4" treated plywood floor; side door; spring assist rear ramp door; 2" BD style coupler; 6'6" height; aluminum fender and front gravel guards; galvanized sheet metal and fenders. | \$4,795.00 |

Tandem Axle Cargo Trailers

| Order # | Model | Description | Sale Price | |
|---|--|--|---|--|
|  | | V-Nose Option – add \$300 |  | |
| TH-54 | 6'8"x16 tandem axle w/side door 9950 Lb Gvwr | 6 ft 8 Inch x16 ft steel cargo trailer; white in color; 2 - 5200 lb EZ lube torsion axles with electric brakes on both; ST225/15 LRD tires; 3/4" treated plywood floor; side door; double rear door; 2 5/16" BD coupler; 6'5" height; aluminum fender and front gravel guards; galvanized sheet metal and fenders. NS00018 \$4,895.00 | \$4,995.00 | |
| TH-54A | 6'8"x16 tandem axle w/side door & rear ramp door 9950 Lb Gvwr | 6 ft 8 Inch x16 ft steel cargo trailer; white in color; 2 - 5200 lb EZ lube torsion axles with electric brakes on both; ST225/15 LRD tires; 3/4" treated plywood floor; side door; spring assist rear ramp door; 2 5/16" BD coupler; 6'5" height; aluminum fender and front gravel guards; galvanized sheet metal and fenders. | \$5,295.00 | |
| TH-54 | 6'8"x20 tandem axle w/side door 9950 Lb Gvwr | 6 ft 8 Inch x20 ft steel cargo trailer; white in color; 2 - 5200 lb EZ lube torsion axles with electric brakes on both; ST225/15 LRD tires; 3/4" treated plywood floor; side door; double rear door; 2 5/16" BD coupler; 6'5" height; aluminum fender and front gravel guards; galvanized sheet metal and fenders. | \$5,795.00 | |
| TH- | 6'8"x20 tandem axle w/side door & rear ramp door 9950 Lb Gvwr | 6 ft 8 Inch x20 ft steel cargo trailer; white in color; 2 - 5200 lb EZ lube torsion axles with electric brakes on both; ST225/15 LRD tires; 3/4" treated plywood floor; side door; spring assist rear ramp door; 2 5/16" BD coupler; 6'5" height; aluminum fender and front gravel guards; galvanized sheet metal and fenders. | \$6,095.00 | |

Top Hat Dump Trailers

| | | | |
|--|------------------|--|-------------------|
|  | | | |
| TH-68 | 5X10 BPDP | 5'x10 Bumper Pull Dump Trailer; Electric Brakes On Rear Axle; ST225/15 (Load Range D) Tires; Spare Rack; 7000 Lb. Drop Leg Jack; 2 " Inch BD Hitch; 10 GA. Floor; battery storage box; Double Rear Doors; Self Contained Hydraulic Dump; 12 INCH Sides; 7000 Lb. GVWR NS00028 \$3,495.00 | \$3,795.00 |

| | | | |
|---------------------|--------------------------|--|---------------------------|
| <p>TH-69</p> | <p>6X12 BPDP</p> | <p>6'x12 Bumper Pull Dump Trailer; Electric Brakes On Rear Axle; 235/16 (Load Range E) Tires; Diamond Plate Fenders; 7000 Lb. Drop Leg Jack; 2 5/16" Inch BD Hitch; Double Rear Doors; Self Contained Hydraulic Dump; Battery Storage box; 2 Ft. Sides; 9,900 Lb. GVWR NS00029 \$5,495.00</p> | <p>\$5,795.00</p> |
| <p>TH-71</p> | <p>7X12 BPDP</p> | <p>6'x12 Bumper Pull Dump Trailer; Electric Brakes On Both Axles; 235/16 (Load Range E) Tires; Diamond Plate Fenders; 7000 Lb. Drop Leg Jack; 2 5/16" Inch BD Hitch; Double Rear Doors; Self Contained Hydraulic Dump; Battery Storage box; 2 Ft. Sides; Slide Out Ramps; D-Rings in box; 12,000 Lb. GVWR; NS00030 \$6,495.00</p> | <p>\$6,795.00</p> |
| <p>TH-72</p> | <p>8X16 OTWGN</p> | <p>8'x16' Gooseneck Dump; Load Leveler Coupler; Electric Brakes; 48" High Steel Sides; Dual Tandem With 235/16 (Load Range E) Tires; Spare; 10 Gauge Floor; Dual 10,000 Lb. Drop Leg Jacks; Dbl Rear Doors; 20,000 Lb. GVWR</p> | <p>\$11,500.00</p> |