

WCT-Brenham  
1889 Hwy 290 East  
Brenham, TX 77833  
979.836.4591

WASHINGTON COUNTY TRACTOR












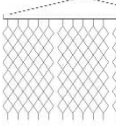
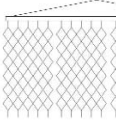
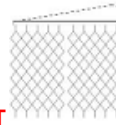
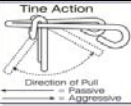
# WCT

WCTractor-Navasota  
1310 Spur 515  
Navasota, TX 77868  
936.825.7577

Serving you since 1939

wctractor.com

Updated 3/15/10 (SUBJECT TO CURRENT ON HAND PRICING)

Order #	Model	Description	Price
 		<b>Seeder / Spreader</b>	
	<b>T450</b>		<b>SP-150</b>
FE-06	<b>T450</b>	3PT HITCH SEEDER 9 Bushel / 700 lb. Capacity (RED) WITH WHEEL AGITATOR & 6 PADDLES	<b>\$495.00</b>
ARM-52	<b>SDRP4</b>	3PT HITCH SEEDER 400 LB Capacity Plastic Hopper	<b>\$450.00</b>
ARM-51	<b>SDRP5</b>	3PT HITCH SEEDER 500 LB Capacity Plastic Hopper	<b>\$475.00</b>
WH-	<b>FS500</b>	3PT HITCH SEEDER 10 Bushel / 990 lb. Capacity	<b>\$525.00</b>
FE-06A	<b>SP-150</b>	4.5 Bushel / 400 lb. Capacity Pull Spreader (RED) WITH Ground Drive, Flotation Tires,	<b>\$625.00</b>
		<b>ROLLER COMPACTORS</b>	
WH-	<b>SC60</b>	60" Pull Type Roller Compactor w/ 16" Roller; Empty Weight of 400 lbs.	<b>\$1,195.00</b>
WH	<b>SC603PT</b>	60" 3-Pt. Roller Compactor w/ 16" Roller; Empty Weight of 460 lbs.	<b>\$1,295.00</b>
WH	<b>SC60-20</b>	60" Roller Compactor w/ 20" Roller; Empty Weight of 500 lbs. – Filled Weight of 1,100 lbs.	<b>\$1,350.00</b>
WH	<b>SC72</b>	72" Pull Type Roller Compactor w/ 20" Roller; Empty Weight of 470 lbs.	<b>\$1,395.00</b>
WH	<b>SC723PT</b>	72" 3-Pt. Roller Compactor w/ 20" Roller; Empty Weight of 540 lbs.	<b>\$1,495.00</b>
WH	<b>SC84-20</b>	84" Roller Compactor w/ 20" Roller; Empty Weight of 620 lbs. - Filled Weight of 1,470 lbs.	<b>\$1,695.00</b>
		<b>NO TILL GRAIN DRILLS PRICES SUBJECT TO ON HAND AVAILABILITY</b>	
	<b>605NT</b>		<b>120" HV</b>
GP-	<b>606NT</b>	Great Plains Pull Type 6" END WHEEL NO TILL DRILL, Small Seed Box, Acremeter, 7.5" spacing	<b>\$15,500.00</b>
GP-	<b>1006NT</b>	Great Plains Pull Type 10" END WHEEL NO TILL DRILL, 2X13 Press Wheels, Small Seed Box, Acremeter	<b>\$25,300.00</b>
HV-06	<b>80" HV</b>	Hay Van 80" Pull Type NO TILL DRILL w/ small seed box; offset disc openers, 10" spacing	<b>\$12,750.00</b>
HV-08	<b>120" HV</b>	Hay Van 120" Pull Type NO TILL DRILL with small seed box; offset disc openers, 10" spacing	<b>\$19,500.00</b>
<p>With Flexible 2 way design. Front and Back Pull Bars 2 - 7/8" x 1/4" Wall Pipe. Mats are 5/8" Round Stock. Heat Treated. All Pull Bars and Chain Splices are attached with quick links for tangle free operation. Complete with Pull Chain and Clevis.</p>		<b>ARMSTRONG Chain Harrow 5/8" Shank Reversible; Double Pull Bars - one each end</b>	 
ARM-73	<b>CH-4</b>	4 Ft. - One 4 foot Section (5 1/2' long) with 2 Drawbars, one each end; 275 lbs.	<b>\$475.00</b>
ARM-75	<b>CH-8</b>	8 Ft. - Two 4 foot Sections (5 1/2' long) with 2 Drawbars, one each end; 490 lbs.	<b>\$695.00</b>
ARM-77	<b>CH-12</b>	12 Ft. - Three 4 foot Sections (5 1/2' long) with 2 Drawbars, one each end; 715 lbs.	<b>\$975.00</b>
ARM-79	<b>CH-16</b>	16 Ft. - Four 4 foot Sections (5 1/2' long) with 2 Drawbars, one each end; 920 lbs.	<b>\$1,250.00</b>
ARM-80	<b>CHC</b>	Chain Harrow Carrier; 3 point hitch; for all models; 220 lbs.	<b>\$495.00</b>
  		<b>HACKETT Chain Harrow 1/2" Shank Reversible</b>	  
	<b>8FT</b>		<b>14FT</b>
<p>Harrow sections are available in 4'-0" and 6'-0" widths with a standard depth of 8'-0". The tines are manufactured from 1/2 diameter high quality steel. Sections can be carried in multiples on drawbars ranging from 4'-0" to 20'-0" using both 4' and 6' sections.</p>			
<p><b>Tine actions:</b> Adjustable to match your specific needs. The front and rear sections of these harrows can be independently orientated for optional tine angles. Tines set vertical give maximum penetration and tines angled to the rear give lighter penetration. For smoothing turn the Harrow over.</p>			
			
FE-	<b>HCM-4</b>	4 Ft. - One 4 foot Section with Drawbar, 176 lbs.	<b>\$550.00</b>
FE-00	<b>HCM-6</b>	6 Ft. - One 6 foot Section with Drawbar, 246 lbs.	<b>\$650.00</b>
FE-01	<b>HCM-8</b>	8 Ft. - Two 4 ft. Sections with Drawbar, 325 lbs.	<b>\$795.00</b>
FE-02	<b>HCM-10</b>	10 Ft. - 4 ft. & 6 ft. Sections with Drawbar, 408 lbs.	<b>\$995.00</b>
FE-03	<b>HCM-12</b>	12 Ft. - Three 4 ft. Sections with Drawbar, 487 lbs.	<b>\$1175.00</b>
FE-04	<b>HCM-14</b>	14 Ft. - One 6 ft. & Two 4 ft. Sections with Drawbar, 569 lbs.	<b>\$1295.00</b>

