



Brenham 979-836-4591
Bryan 979-778-0325
Navasota 936-825-7577
Sealy 979-885-6140

wctractor.com

Updated JUNE 8, 2011 (SUBJECT TO CURRENT ON HAND PRICING)

Order #	Model	Description	Price
		STUMP GRINDERS	



FE-70	SC-50	SHAVER 3 PT 34" STUMPBUSTER FOR 35-100 HP TRACTORS, STUMPS UP TO 24" TALL, 45" DIAMETER, 12" DEEP	\$
FE-	SC-25-H	SHAVER SKID STEER MTD 24" STUMPBUSTER FOR 15-25 GPM, STUMPS UP TO 24" TALL, 45" DIAMETER, 10" DEEP	\$
FE-	SC-50-H	SHAVER SKID STEER MTD 34" STUMPBUSTER FOR 25-40 GPM, STUMPS UP TO 24" TALL, 45" DIAMETER, 12" DEEP	\$
BR-	30 INCH	BRADCO SKID STEER MTD 30" STUMPGRINDER; HIGH FLOW W/ 30" WHEEL; STOCK # N17703 \$4,995.00	\$

Order #	Model	Description	Weight	Price
		Bush Hog Finishing Mowers With Rear Chains		



BH-37	RDTH 60	60" Rear Discharge, Chain Shielding, 622 lbs, 15-35 hp, 15,613 Ft. per minute Blade Tip Speed, 622 lbs.		\$2,395.00
BH-38	RDTH 72	72" Rear Discharge, Chain Shielding, 678 lbs, 20-40 hp, 15,613 Ft. per minute Blade Tip Speed, 678 lbs.		\$2,495.00

		Woods Finishing Mowers With Rear Chains		
--	--	--	--	--



WD-16	RDC54W	54" Rear Discharge, 15-25 hp, 16,200 Ft. per minute Blade Tip Speed, 470 lbs. Rear chains		\$1,895.00
WC-17	RD60W	60" Rear Discharge, 25-35 hp, 18,030 Ft. per minute Blade Tip Speed, 583 lbs. Rear chains NN02404 \$1,895.00		\$1,995.00
WD-18	RD72W	72" Rear Discharge, 25-35 hp, 18,000 Ft. per minute Blade Tip Speed, 686 lbs. Rear chains		\$2,195.00

		Woods 3 Pt Hitch Backhoes		
--	--	----------------------------------	--	--











Order #	Model	Description	Price
WD-	BH6000	3PT HITCH W/ SUBFRAME MTG, 8" BUCKET, COLOR MATCHED OR BLACK, 14-30 HP NS00445	\$
WD-	BH70-X	3PT HITCH W/ SUBFRAME MTG, 9" BUCKET, COLOR MATCHED OR BLACK, 18-40 HP	\$
WD-	BH80-X	3PT HITCH W/ SUBFRAME MTG, 12" BUCKET, COLOR MATCHED OR BLACK, 20-45 HP NS00444	\$
WD-	BH90-X	3PT HITCH ADD NEEDED MTG, 12" BUCKET, COLOR MATCHED OR BLACK, 30-70 HP	\$
WD-	BH1050	3PT HITCH USING LIFT ARMS, 10 GPM PTO PUMP, 12" BUCKET, WOODS YELLOW, INSTALLED, 50-130 HP	\$

		BISON 3 Pt Hitch HD Backhoe		
--	--	------------------------------------	--	--



FE-	EVH-1010	3PT HITCH MTG, 16" BUCKET, BLACK, 9'10" DIGGING DEPTH; 80-100 HP; 1863 LBS;		\$8,995.00
-----	----------	---	--	------------

		Ansung 3 Pt Hitch Backhoes		
ANS-20	BH760	3PT HITCH MTG, 12" or 16" BUCKET, NH BLUE OR BLACK, 7'6 ' DIGGING DEPTH; 25-45 HP; for Heavy frame tractors; Compact tractors may require models with subframe mounting kit		\$4,995.00
ANS-	BH860	3PT HITCH MTG, 12" or 16" BUCKET, NH BLUE OR BLACK, 8'9 ' DIGGING DEPTH; 45-65 HP for Heavy Frame tractors; Compact tractors may require models with subframe mounting kit		\$5,495.00
ANS-	MTK Thumb	MECHANICAL THUMB KIT FOR BH BACKHOES SHOWN ABOVE		\$ 475.00
ANS-	PTO Pump	PTO PUMP WITH OIL TANK & OIL FILTER - KIT FOR BH BACKHOES SHOWN ABOVE (N24203)		\$ 650.00
		Ansung 4 Pt Hitch Backhoes for Kubota Tractors		
ANS-	BK976	4PT HITCH MTG WITH SUBFRAME FOR L2800/L3400 KUBOTA TRACTORS, 12" BUCKET, KUBOTA ORANGE, 7'6 ' DIGGING DEPTH; INSTALLED ON TRACTOR		\$5,495.00
ANS-	BK996	4PT HITCH MTG WITH SUBFRAME FOR L3240/L3540 KUBOTA TRACTORS, 12" BUCKET, KUBOTA ORANGE, 7'6 ' DIGGING DEPTH; INSTALLED ON TRACTOR		\$5,795.00
ANS-	BK440	4PT HITCH MTG WITH SUBFRAME FOR L4400 KUBOTA TRACTORS, 16" BUCKET, KUBOTA ORANGE, 7'6 ' DIGGING DEPTH; INSTALLED ON TRACTOR		\$5,895.00
ANS-	MTK Thumb	MECHANICAL THUMB KIT FOR BH BACKHOES SHOWN ABOVE		\$ 475.00
		BEARCAT CHIPPER / SHREDDERS		
FE-53	70050 3"	5.5 HP B/S OHV ENGINE - 3 INCH CAPACITY PORTABLE CHIPPER SHREDDER COMBO		\$
FE-53A	70085 3"	8 HP B/S OHV ENGINE ELECTRIC START - 3" CAPACITY PORTABLE CHIPPER SHREDDER		\$
FE-54	70554 5"	5 INCH CAPACITY 3 PT HITCH CHIPPER SHREDDER COMBO, 540 PTO DRIVE, 540 LBS		\$
FE-54A	73554 5"	5 INCH CAPACITY 3 PT HITCH CHIPPER SHREDDER COMBO W/ BLOWER , 540 PTO, 750 LBS		\$
FE-55	71854 8"	8 INCH CAPACITY 3 PT HITCH CHIPPER , 540 PTO DRIVE, 1115 LBS		\$
FE-57	74554 5"	5 INCH CAPACITY SKID STEER MOUNT CHIPPER, HYDRAULIC DRIVE, 1185 LBS		\$
ELSTON GOPHER MACHINES				
FE-44A	GA-300-22	22" FLUTED COULTER, SINGLE PNEUMATIC WHEEL, CHAIN DRIVE, SHEAR BOLT PROTECTION,		\$2,095.00
FE-44	GA-400-18	18" FLUTED COULTER, DUAL PNEUMATIC WHEELS, CHAIN DRIVE, SHEAR BOLT PROTECTION,		\$2,150.00
		ARMSTRONG GOPHER MACHINES		
ARM-130	RODENT RIDDER	20" SWIVELING COULTER, 15 INCH DRIVE WHEEL, CHAIN DRIVE, SHEAR BOLT PROTECTION, CAT. 1/2		\$1,095.00